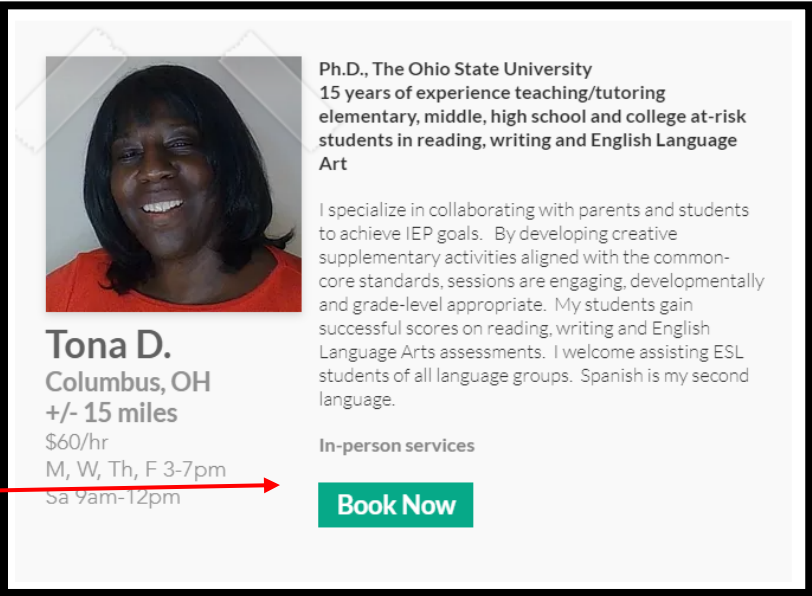


Accessing AppointmentsPlus for the First Time

You are ready to book an interview or session with your provider! You will first need to complete the steps to reset your password to the scheduling platform, AppointmentsPlus.

1. Click "Book Now" to link to AppointmentsPlus



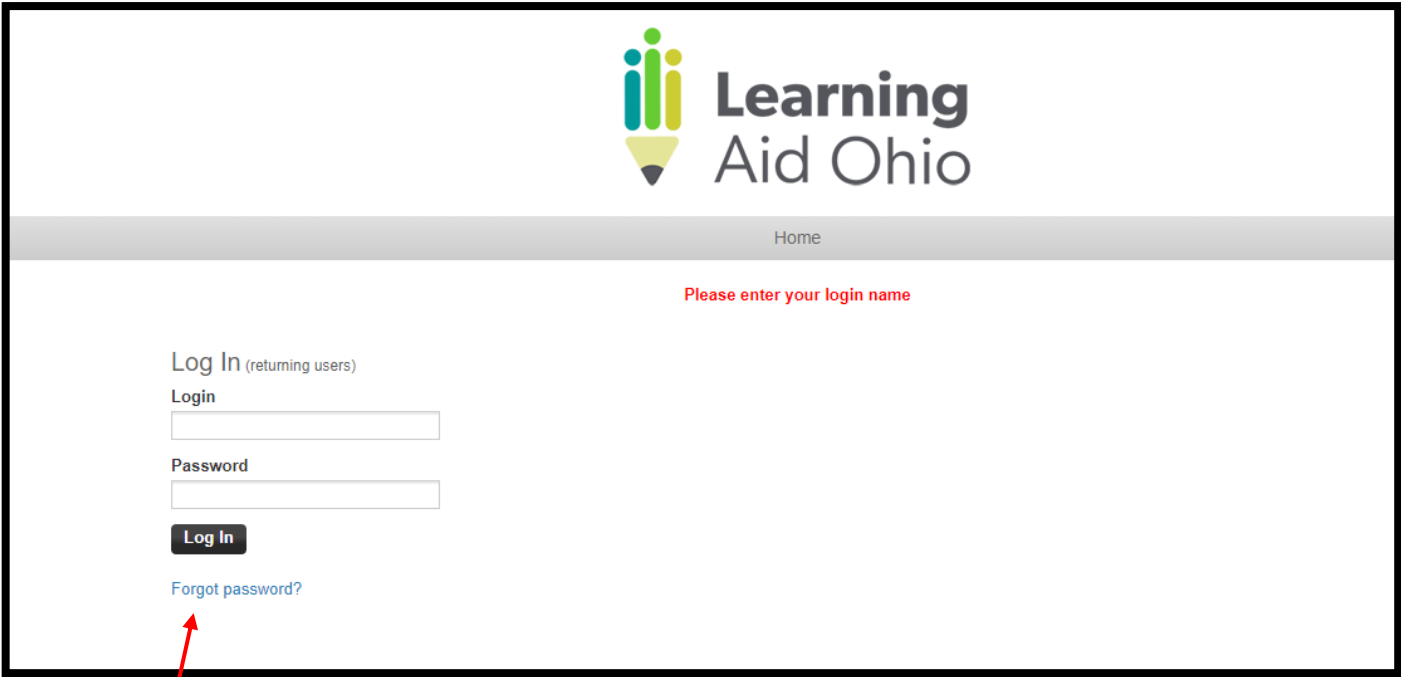
Ph.D., The Ohio State University
15 years of experience teaching/tutoring elementary, middle, high school and college at-risk students in reading, writing and English Language Art


I specialize in collaborating with parents and students to achieve IEP goals. By developing creative supplementary activities aligned with the common-core standards, sessions are engaging, developmentally and grade-level appropriate. My students gain successful scores on reading, writing and English Language Arts assessments. I welcome assisting ESL students of all language groups. Spanish is my second language.

Tona D.
Columbus, OH
+/- 15 miles
\$60/hr
M, W, Th, F 3-7pm
Sa 9am-12pm

In-person services

Book Now



 **Learning Aid Ohio**

Home

Please enter your login name

Log In (returning users)

Login

Password

Log In

[Forgot password?](#)

2. Click "Forgot password?"

3. Type in the email you used to apply to the program.

4. Check your inbox for the password reset email. (also check spam/junk).

5. Click the link in the body of the email.

Retrieve Login and Password - Google Chrome

booknow.appointment-plus.com/d0ce7br0/forgot_password

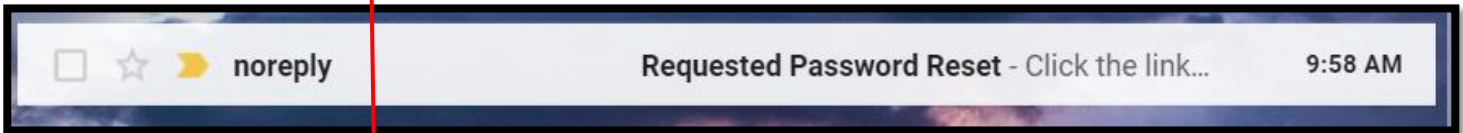
Reset Password

To reset your password, enter your email address below. If you do not have or cannot remember your email address, please contact us to reset your password.

Upon submitting your email address, you will receive a password reset email. Please follow the directions in the email.

Your E-mail Address

Send Login Information



Click the link below (or copy and paste it into your browser) to reset your password for the online appointment system. This link can only be used once and it will expire in 3 days.

https://booknow.appointment-plus.com/d0ce7br0/reset_password?reset_id=cd74c75fd494f20655f4389d93a57e7b04313900

If you have trouble accessing the URL above, please make sure you have copied the entire URL correctly.

If you wish to no longer receive appointment or event notifications (like reminders), please unsubscribe from our notification system.

[Unsubscribe](#)

6. Type in new password (we recommend using the same password as LearningOhio). Click "Change Password"

The rules for strong passwords are:

- At least 6 characters, but not longer than 20 characters
- Contain upper case letter and lower case letter
- Contain numeric digit
- Cannot be a reversal of the letters in your login or contain your login
- Must be a unique password each time you reset it
- Password cannot be one you have already used

Reset Password for Anna Roth

Please enter and confirm your new password below.

Your Login: aannaroth@gmail.com

New Password:

Retype Password:

Change Password

[Strong Password Rules](#)

7. Update your contact info. You only need to complete fields with (*). Click Update.

Account Maintenance

* Indicates required field

* First Name

* Last Name

Primary Phone

* Cell Phone

* Email

* Login aannaroth@gmail.com [Login Rules](#)

* Password *****

Special Needs

8. You are ready to use your AppointmentsPlus account!
CLOSE YOUR BROWSER AND START BACK AT STEP 1.

When asked to login, you will use your email address and new password. Please see "How to Book – Interview or Session" guide.

